



Automatic Barrier

BR302 BR606



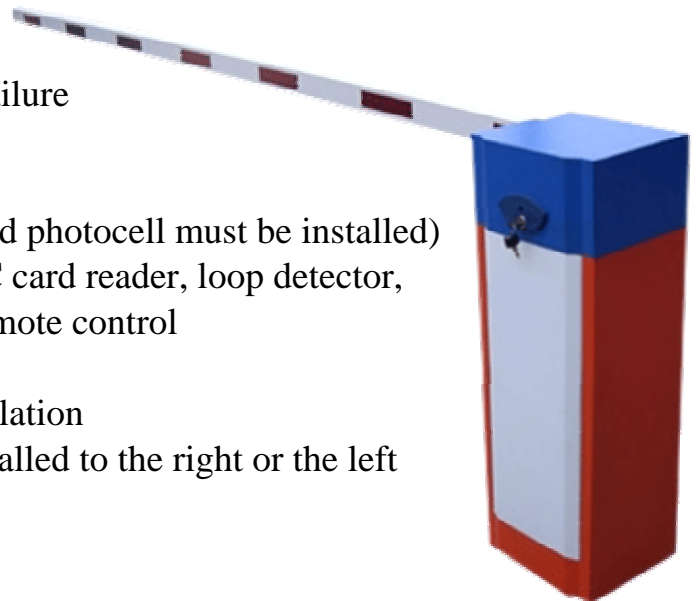
Distributed By:



TORQUE Barrier Gate

For control and management of parking lots, toll gates, goods yards, railway crossings, commercial premises, apartment block access and more applications. Arm length from 2.5 meters to 6 meters, opening time from 2 second to 6 seconds.

- Self-lock oil immersed electromechanical gearmotor, maintenance free.
- Adjustable balancing system
- Overheat & overload dual protection
- Manual operation in case of power failure
- Key release system
- Auto-close function, time adjustable
- Safety obstruction reverse (an infrared photocell must be installed)
- Built-in control panel, available to IC card reader, loop detector, infrared photocells, alarm lamp & remote control
- Proximity limit switch
- Base plate is provided for floor installation
- Easy to install: the barrier can be installed to the right or the left
- Quality coating
- High reliability & low maintenance
- Quick speed & silence operation



Technical Data:

Models	BR606	BR302
Power supply	AC220 V, 50Hz	AC220 V, 50Hz
Motor speed	1250 rpm	1250 rpm
Motor power	250 W	150 W
Torque	180 N.m	36 N.m
Opening time	6 sec	2 sec
Arm length	5-6m(100*44*1)	2.5-3 m(ϕ 50*2)
Duty cycle	50%	50%
Measurement	350*300*1020mm	350*300*1020mm
Wiegth	85 Kgs.	85 Kgs.
Temperature	-25°C to 70°C	-25°C to 70°C

